


20 – 25 kHz Easy

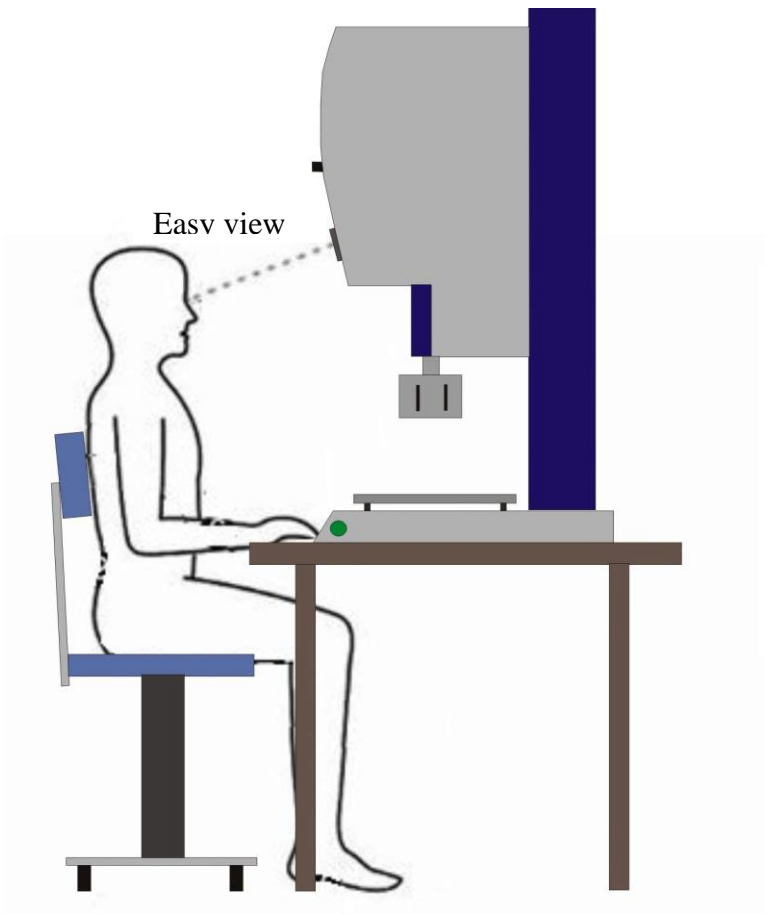
Easy view – Easy access - Easy adjustable

Ultrasonic welding PRESS - THRUSTER



FEATURES

- **Narrow 140mm profile** for close centre to centre distances in multi head and automation installations
- **Rugged construction** using the highest quality components provides superior performance, precision, and reliability
- **Compact, single-rail linear ball slide assembly system** offers accurate positioning, stable movement, and friction-free resistance
- **Optional hydraulic slow speed** available for precise, repeatable control of horn travel during the weld cycle
- **6" (150mm) stroke** with mechanical bottom stop adjustable in .001" (.025mm) increments
- **Top-of-stroke limit switch** for automation application
- **All controls are accessible from the front** for convenient set-up and operation
- **Easy to use front panel position indicators** with universal icons instantly show settings of position and bottom stop, and optional slow speed, pre-trigger, and end-of-weld switches, linear encoder.
- **Titanium booster solid mount** are standard
- **High-performance transducer** is standard
- **Remote pneumatics availability** offers increased flexibility in system integration
- **Ergonomic base and cycle activation switches** reduce operator fatigue
- **Status indicators in base** for Power, In Cycle, and Abort clearly communicate system conditions
- Twist-release **emergency stop switch** meets international safety standards
- **Press/thruster design provides system flexibility and upgradeability**, reducing equipment investment
- **Compatible with many brands of assembly system**



Easy View – Easy access - Easy adjustable

Never again have to stand up to be able to see what you are doing

Standard 50mm air cylinder can be ordered up to 80mm

Max air pressure 6 bar (110 Psi) clean air

SMC components are standard

SPECIFICATIONS

Options

HYDRAULIC SPEED CONTROL precision hydraulic control of the melt velocity. Critical to achieve maximum weld strength in staking, inserting and shear joint applications.

LINEAR OPTICAL ENCODER Ability to weld by collapse and absolute distance through out 7 inches of stroke with .0005 of an inch resolution. (requires distance module)

PRE-TRIGGER and END-of-WELD LIMIT SWITCHES Pre-trigger provides ability to initiate weld (sonics on) phase of the cycle prior to contacting part. Great for staking applications. End of weld provides ability to weld to predetermined position in the stroke, simple absolute distance.

100mm square column increases part load area height by 330mm

38mm, or 51mm or 63mm and 76mm piston air cylinder

OPTICAL cycle activation switches

Thruster dimensions

Housing height:	700mm
Housing width:	140mm
Housing depth:	300mm at greatest point
Weight:	70Kg

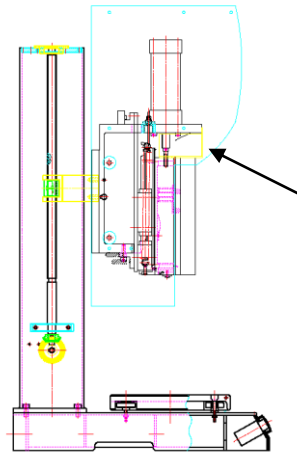
Press Dimensions

Base width:	475mm
Base depth:	630 mm
Column height:	750 mm
Column size:	120 x 100mm
Maximum height:	1150mm
Housing width:	140mm
Column C.L. to Horn C.L.:	230mm
Elevation height	330mm



Side view of thruster

Can be used in automatic lines, for easy installation



Protected movement
so even when stroke is out in full length, no gaps or openings. To meet with CE regulations.



For installation of **hydraulic speed control**

- Standard build in Pilz Relay in the base plate for international safety regulations
- Painted cast iron is used for extended life time.
- Protected Safety switches to meet international safety regulations.
- Long life linear roller bearings.
- Easy access to all adjusting.
- Easy view.
- Easy adjusting.
- Modern design.

**Join us and be a part of the ergonomic future with
Ultrasonic welding**

Easy view – Easy access – Easy adjustable